

Towards RDM @ Math+

Tim Conrad & MaRDI TA5



Source: <https://www.openaire.eu/blogs/research-data-management-rdm-support-at-the-university-of-vienna>



PLAN &
DESIGN



COLLECT &
CAPTURE



COLLABORATE
& ANALYSE

MATH+



PLAN &
DESIGN



COLLECT &
CAPTURE



COLLABORATE
& ANALYSE

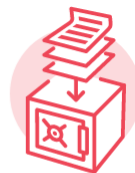
MATH+



DISCOVER,
REUSE & CITE



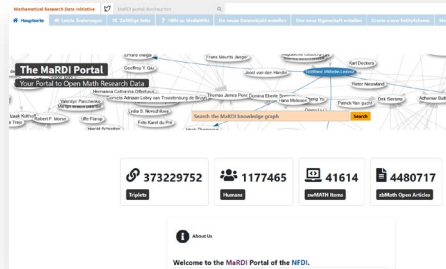
SHARE &
PUBLISH



MANAGE, STORE
& PRESERVE

THIRD PARTY

THIS IS the MaRDI Portal



nfdi Nationale
Forschungsdaten
Infrastruktur



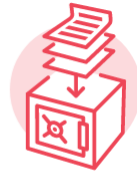
**DISCOVER,
REUSE & CITE**

WHAT IS zenodo

Zenodo is a general-purpose open-access repository developed under the European OpenAIRE program and operated by CERN. It allows researchers to deposit research papers, data sets, research software, reports, and any other research related digital artifacts. For each submission, a persistent digital object identifier (DOI) is produced, which makes the stored items easily citable.



**SHARE &
PUBLISH**



**MANAGE, STORE
& PRESERVE**

Mathematical Research Data Initiative MaRDI portal durchsuchen

[Hauptseite](#) [Letzte Änderungen](#) [Zufällige Seite](#) [Hilfe zu MediaWiki](#) [Ein neues Datenobjekt erstellen](#) [Eine neue Eigenschaft erstellen](#) [Create a new EntitySchema](#)

The MaRDI Portal

Your Portal to Open Math Research Data

Search the MaRDI knowledge graph

373814502

Triplets

1177464

Humans

44541

swMATH Items

4480710

zbMath Open Articles

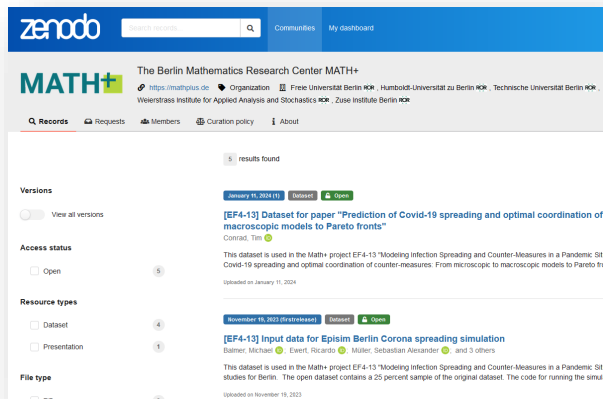
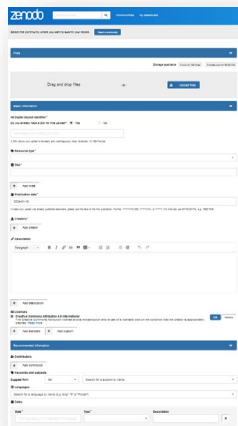
About Us

Welcome to the MaRDI Portal of the NFDI.

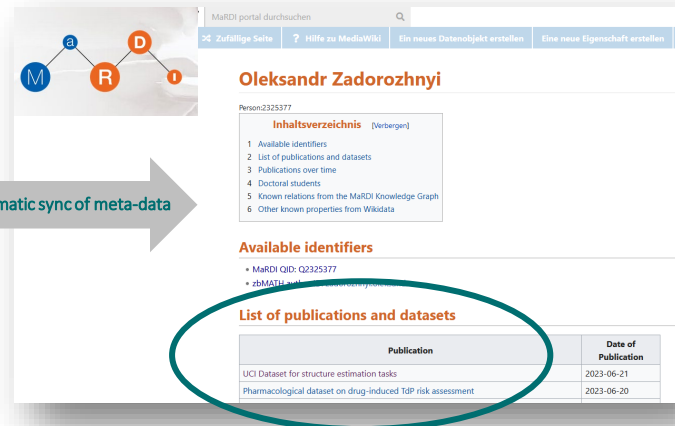
Steps

1) Upload Data to Zenodo

2) Add meta-data



automatic sync of meta-data

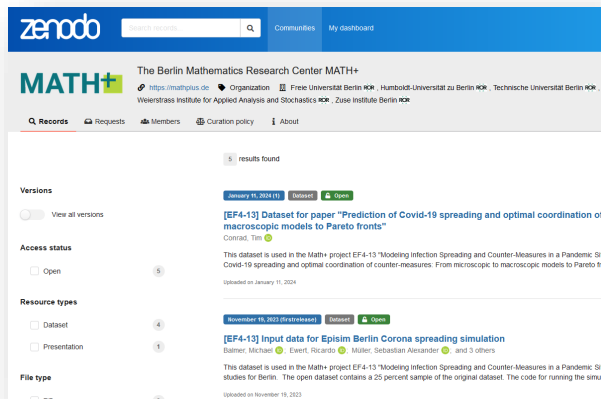
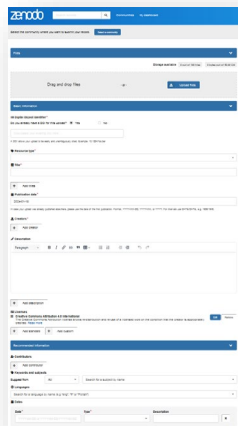


<https://app.guidde.com/share/playbooks/8wVy2UcfkiQ9K9CWd6Xymi?origin=3NJ0vGDD8MOIrvxE7yW0BdUznv92>

Steps

1) Upload Data to Zenodo

2) Add meta-data



automatic sync of meta-data



List of Math+ Projects

...

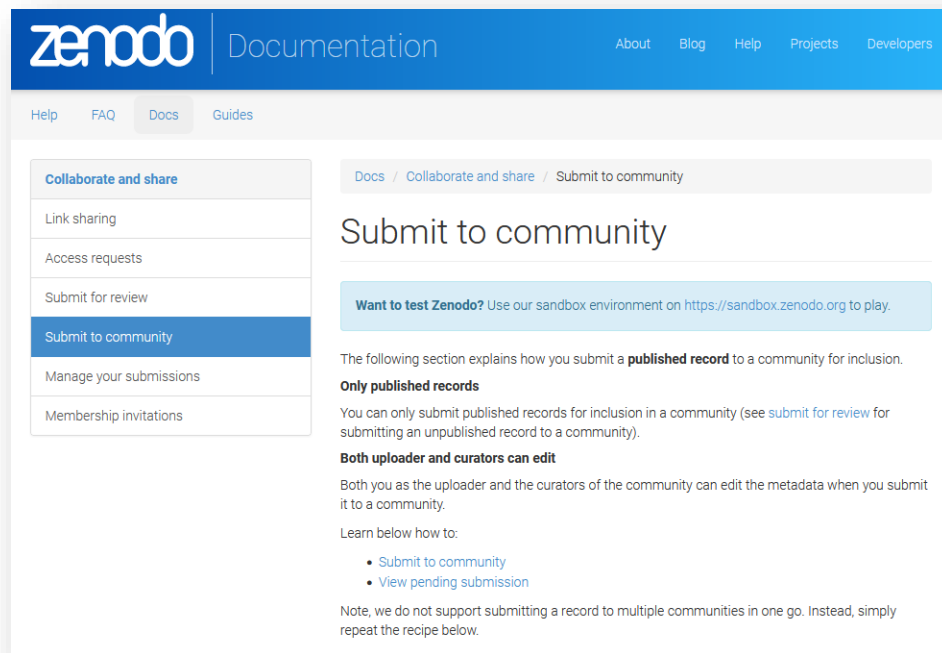
List of datasets for EF4

...



<https://app.guidde.com/share/playbooks/8wVy2UcfkiQ9K9CWd6Xymi?origin=3NJ0vGDD8MOIrvxE7yW0BdUznv92>

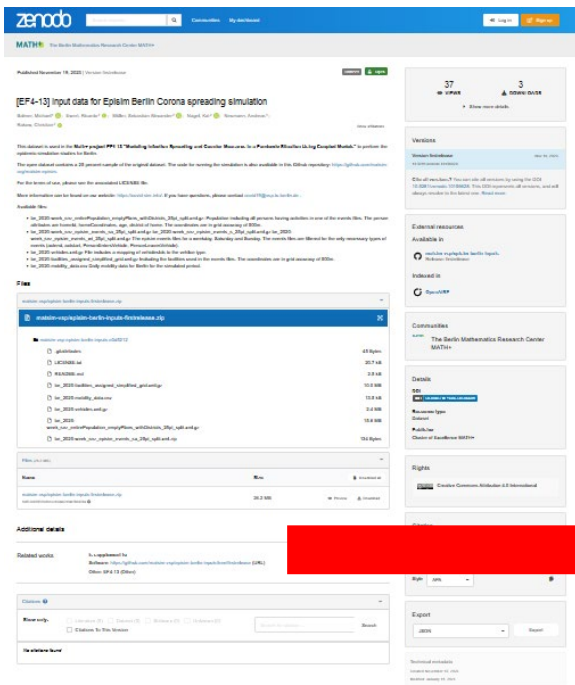
Existing Zenodo Entries?



The screenshot shows the Zenodo website's documentation page for submitting to a community. The header is blue with the Zenodo logo and navigation links: About, Blog, Help, Projects, and Developers. Below the header, there's a sub-header with links: Help, FAQ, Docs, and Guides. The main content area has a left sidebar with a menu under 'Collaborate and share' containing: Link sharing, Access requests, Submit for review, Submit to community (highlighted), Manage your submissions, and Membership invitations. The main content area has a breadcrumb trail: Docs / Collaborate and share / Submit to community. The title is 'Submit to community'. Below the title is a light blue box with the text: 'Want to test Zenodo? Use our sandbox environment on <https://sandbox.zenodo.org> to play.' The text explains how to submit a **published record** to a community for inclusion. It states: 'The following section explains how you submit a **published record** to a community for inclusion.' It then defines **Only published records** and **Both uploader and curators can edit**. It notes that both uploaders and curators can edit metadata when submitting to a community. It then says 'Learn below how to:' followed by a list: '• [Submit to community](#)' and '• [View pending submission](#)'. Finally, it adds a note: 'Note, we do not support submitting a record to multiple communities in one go. Instead, simply repeat the recipe below.'

<https://help.zenodo.org/docs/share/submit-to-community/>

Important Settings



THE ENTRY MUST BE LINKED TO YOUR PROJECT.

HOW? THIS INFORMATION
WILL BE SENT TO YOU BY
EMAIL LATER!

Additional details

Related works

Is part of
Other: AA1-17 (Other)

Is supplement to
Journal article: [10.1371/journal.pone.0249676](https://doi.org/10.1371/journal.pone.0249676) (DOI)